

# Strawberry How Nursery School



The Strawberry How Nursery School Newsletter can be read in conjunction with the information pages on the Nursery website. [www.strawberryhownursery.co.uk](http://www.strawberryhownursery.co.uk) or you can find our regular posts on Tapestry our online learning journal and Facebook.

## November 2023 Newsletter

### Remembrance Day

All three rooms helped to remember the lives of our fallen heroes by making their own poppy creations. The Caterpillar and Butterfly rooms made paper plate poppies; using paint, glitter and corks to print. The Squirrels used cupcake cases and carefully used scissors to cut out poppy shapes. They added a black thumb print and attached a green stick. They also made window art poppies, attaching them together into a wreath, which they displayed at the cenotaph.



### Calendar 2023

#### December

Wed 6 Christmas Mini Disco (C)  
Thu 7 **Christmas Jumper Day (S,B,C)**  
Fri 8 Christmas Treasure Hunt (B)  
Christmas Market Day (S)  
Wed 20 **Christmas Party Day (S)(B)(C)**  
Thu 21 Snowman Pictures (C)  
Fri 22 Christmas Cosy Day (S)

**Monday 25 Dec - Monday 1 Jan 2024  
Nursery Closed**

#### Jan 2024

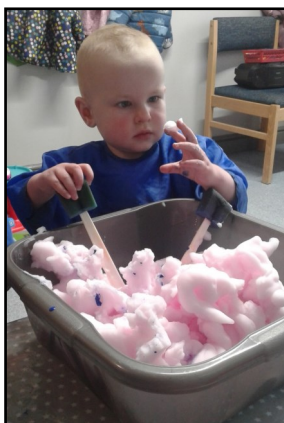
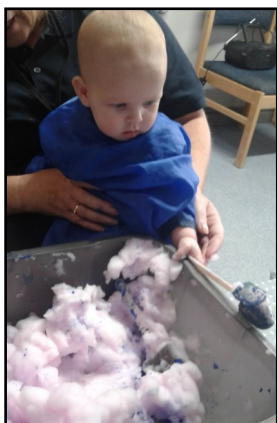
Tue 2 Traditional Toys (S)  
Wed 3 Show and Tell (B)  
Thu 4 Show and Tell (S)  
Fri 12 Water Windmills (C)  
Wed 17 Reflections (C)  
Mon 22 Family Pictures (S)  
Wed 24 Edible Finger Paint (C)  
Fri 26 Kings and Queen's Tea Party (B)





# Bonfire Night and Fireworks

All the children had lots of fun creating Bonfire and Firework arts. The Squirrels made delicious Bonfire treats, dipping apples into chocolate and sprinkles. They also used a lots of different creative ideas to make bonfire pictures, getting to choose which design they wanted to make. There were; chalk fireworks on black card, cardboard tubes dipped in paint, cupcake cases and forks dipped in paint. The Butterflies made some tasty treats too, by dipping breadsticks into chocolate and sprinkles to create edible sparklers. They were also very creative, painting their hands bright colours to make campfire art. In the Caterpillar room, the children explored a firework sensory tray and mixed food colouring into foam. They also used kitchen roll tubes to make explosive firework art by dipping the tubes into paint, pressing and spinning them around on the paper to make multicoloured bursts.



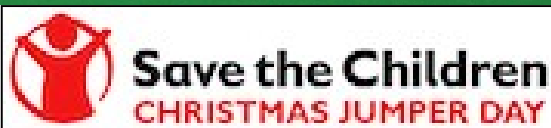
The Butterflies and Squirrels listened to 'Francis, the Firefly'. Francis showed the children how to be safe on Bonfire night and how to hold a sparkler properly. The Squirrels took on the role of firefighters, putting out 'fires'! They learnt about what they needed to wear, who to call if there was a fire and how to be super safe.





# Children in Need 2023

For Children in Need, the children came dressed in their spots; spotty jumpers, spotty pyjamas, spotty faces, and of course, spotty Pudsey ears. The Squirrels took part in a spot hunt, searching for Pudsey's missing spots. They hunted high and low with their magnifying glasses, collecting all of Pudsey Bears spots. The Caterpillars created spotty 'Currant Buns' and the Butterflies had to pin the spots on Pudsey's eye patch. Everyone had a great time celebrating and fundraising for this excellent cause. We raised a grand total of **£70** for Children in Need, well done everyone.



To help raise money for **Save the Children**, we are inviting children to come dressed in their festive jumpers, t-shirts or pyjamas.

**Thursday 7th December.**

## Christmas Party

Wednesday 20th December 2023 beginning at 1.00pm

Child's Name \_\_\_\_\_

I would like my child to take part in the Christmas Party. You are welcome to send your reply by email to Mrs Richardson at [julierichards8n@gmail.com](mailto:julierichards8n@gmail.com).

# Learning Makaton Signs at Nursery

This month's Makaton song is 'Twinkle Twinkle Little Star'. The children in the nursery enjoy singing this song daily and have also been focusing on this song during their Makaton times. Here is a link to the signs and song from 'Something Special' with Mr Tumble. [https://www.youtube.com/watch?v=wah6\\_\\_bc9bk](https://www.youtube.com/watch?v=wah6__bc9bk)

Here are a few special signs from the song together with the words. We hope you all have fun learning the signs and singing together at home.



Twinkle

## Twinkle Twinkle Little Star

Twinkle twinkle little star

How I wonder what you are?



Wonder



World

Up above the world so high

Like a diamond in the sky

Twinkle twinkle little star

How I wonder what you are?



Diamond

## Parents Appointments in January 2024

In order to create discreet and more private opportunities for parents and staff, we will be spreading our reporting to parents meetings over one week during the nursery day. Generally, these will take place just before your child is picked up at the end of the day. In order that we can do this and still offer correct staffing ratios we need to plan these 10 minute meetings in advance. Will you please indicate the most suitable days on the form below (first choice and second choice). Mrs Richardson will send you a confirmation slip with the appointment time.

Child's Name.....

	Monday	Tuesday	Wednesday	Thursday	Friday
Caterpillars week commencing 8th Jan	<input type="checkbox"/>	<input type="checkbox"/>	<input type="checkbox"/>	<input type="checkbox"/>	<input type="checkbox"/>
Butterflies week commencing 15th Jan	<input type="checkbox"/>	<input type="checkbox"/>	<input type="checkbox"/>	<input type="checkbox"/>	<input type="checkbox"/>
Squirrels week commencing 22nd Jan	<input type="checkbox"/>	<input type="checkbox"/>	<input type="checkbox"/>	<input type="checkbox"/>	<input type="checkbox"/>